

Girls' Brigade News

September 2022

Informing... encouraging... equipping leaders



Resources
4U

Page 15 - 29

“SEEK, SERVE AND FOLLOW CHRIST”



In This Issue

GBNI Updates	3-4
God is good	5
Focus on Prayer	6
Queen's Award	7
Programme Resource and Training Day	8-9
Spiritual Team	10-11
PE	12
Competitions	12
Resources 4U	13-27
GBNI Shop	28-29
Endurance Award	30-31
The Discovery Award	31
Working Together: We Thrive	32-35
The Duke of Edinburgh's Award	36
Equipment Hire	37
Company News	38-39

Your Office Bearers are committed to staying connected with you. You are encouraged to contact them if you have any suggestions for improvement or ideas for future development in GBNI.

GBNI President:

Isobel McKane
president@gbni.co.uk

GBNI Chairperson:

Tracey Davies
chair@gbni.co.uk

The Girls' Brigade Northern Ireland
C2 Kilbegs Business Park
Fergusons Way, Antrim
BT41 4LZ

Tel: 028 9454 8054
Email: info@gbni.co.uk
Web: www.gbni.co.uk
GBNI Shop: www.gbni.co.uk/shop
Blog: www.gbni.co.uk/youthblog
Twitter: @gbni
Facebook: gbni1
Instagram: girlsbrigadenorthernireland



Miss Pearl Hassard MBE

16th October 1942 - 18th June 2022

Girls' Brigade Northern Ireland was very saddened by the recent passing of our dear friend and colleague, Pearl. We wish to express our sincerest condolences to the extended family circle and the members and Officers of 8th NI Trinity Presbyterian, Bangor.

Throughout her life, Pearl was a very faithful servant to her Lord and Saviour and served Him diligently in many ways.

From a very young age, Pearl was absolutely passionate about the work of Girls' Brigade and served her Master loyally, passing through the ranks in Trinity and eventually becoming their Captain for 36 years. She was Commandant of the Ards District for many years and President of GBNI from 2002-2006.

Pearl served on many committees and teams at various levels and represented GBNI at the International Conference of Girls' Brigade (ICGB) in Brisbane (1998), Thailand (2002) and Northern Ireland (2006). She was also a member of the Touring Party in Malaysia in 2010.

Everything she did, was done enthusiastically, meticulously and with a willing heart. She was knowledgeable in all things and her prayer life was exemplary.

Pearl, will be greatly missed by her family circle, friends, school colleagues and former pupils of Ballyholme Primary School, both current and former members of staff at GBHQ and by the wider membership of Girls' Brigade in Northern Ireland and further afield.

A lovely Service of Thanksgiving conducted by Rev David Stanfield was held in First Bangor Presbyterian Church on 23 June 2022.

Pearl will always be remembered by us all.

'Well done, good and faithful servant!'
Matthew 25: 21

GBNI Updates

GBNI Membership Fees 2022

Fee per member	£13.50 (80p is allocated to insurance)
Postage Fee	£15.00
GB EF Fee per company	£0.59 TBC
GB EF Fee per member	£0.29 TBC
GB Int. Fee per company	£1.12 TBC
GB Int. Fee per member	£0.34 TBC
Late Submission of Annual Return Fee	£10.00 (Automatically applied from 1st December)



Education Authority - Funding


If you have applied for funding with the Education Authority this session, please can we ask you to carefully review their Terms and Conditions of Use. It provides detailed descriptions of what can and cannot be claimed with the funding awarded. The T&C's can be found here: <https://eanifunding.org.uk/tcs/terms-and-conditions-for-use-of-generic-youth-provision-funding/>

Please note: You cannot claim your Annual Assessment Fee to GBNI as part of this funding. Only the insurance element of the Assessment Fee may be claimed. Check your Annual Assessment Form in January 2023 for the insurance amount you are able to claim.

Application fees for The Duke of Edinburgh Award, The Queen's Award and other accredited courses such as First Aid can be claimed for young people only. Any training expenses for leaders cannot be claimed.

GBNI Headquarters and GBNI Shop Closure

GBHQ and GBNI Shop will be closed on Monday 29th August 2022 for the Summer Bank Holiday. We will reopen on Tuesday 30th August 2022 at 9.30am.



GBNI Leaders' Manual

The GBNI Leaders' Manual will no longer be available to order as a hard copy from the GBNI Shop. It will now be available as a PDF document, downloadable from the Leaders' Section on the GBNI Website under GBNI Policies and Documents. This booklet provides useful information about the organisation; Structure, Awards, Uniform, Leadership and Policies and Guidelines. We would encourage all leaders to be familiar with this booklet and refer to it as required.

Stay Informed

To keep up to date with all that is happening within GBNI, please visit the GBNI Website frequently and follow us on all our social media platforms.

GB News page <https://gbni.co.uk/news>

Facebook <https://www.facebook.com/GBNI1>

Instagram <https://www.instagram.com/girlsbrigadenorthernireland>

Blog <http://gbni.co.uk/youthblog>



Remember to check out the 'What's On' calendar in the Leaders' Section for upcoming meetings, training sessions and deadlines.

If you have yet to do so, please sign up for the monthly GB eNews Bulletin to keep up to date with the latest news from GBNI. It would be ideal to have at least one company member on this mailing so that you do not miss important information and reminders. To sign up, visit <http://gbni.co.uk/leaders> and click the 'eNews Bulletin' sign up box.



Parental Annual Consent Form

A revised copy of our Parental Annual Consent Form for registration is available in an editable PDF format via the Leaders' Section under Company & District Paperwork. We have also provided guidance in this folder on how to use the online format of the form via Google Forms. This proved to be a useful tool for over 70 GB companies last year and aided the reduction in GB administration. We would like to encourage more GB companies to consider this useful tool. Top tip! Watch the Video Tutorial on how to use Google Forms before accessing the form template.



Recruiting New Members

Each company has been supplied with 15 blank 'Join Us' Flyers and a Poster. Please use these resources to help with general recruitment for your company. We have a small overstock of the flyer if needed; please email info@gbni.co.uk. Extra posters are available to order through the GBNI Shop.

You may have noticed in your Local Shopper that a generic advertisement has been inserted into the magazine being distributed across NI. It has a QR code to direct people to the GBNI Website where they can find out more about GB and to use our 'Find A GBNI Company' Section. Can all GB company admins' (Captains/Correspondents) review your company information on the WebFiling to ensure details are up to date:

- Adjust any changes in your meeting nights/times.
- Add your church website URL include 'https://' in the link.
- Do you have a GB Facebook page? Add your URL.
- Check your church address is correct; especially the church postcode as this links with search facilities on the 'Find a GBNI company' page.
- In addition, we have added a new Section to allow you to provide a brief synopsis about your GB company to help further increase recruitment of new members to your GB company.

Attendance

During the Covid-19 pandemic, the GBNI Executive agreed that all GB members including leaders who would have naturally attended GB sessions during 2020/21 and 2021/22, should be awarded all badges they would have been on course to achieve regardless of engagement.

Now that restrictions have come to an end, we will now return to the normal guidance as per the GBNI Leaders' Manual for awarding all GB badges, including attendance at GB and church for the 2022/23 GB session.

News/stories from your company/district

We love to feature up to date news/stories from your company/district in our Newsletters. Please keep sending them in. We particularly want to hear from companies who have not been featured before so don't be modest!

Pictures to accompany stories on what your Explorers, Juniors, Seniors and Brigaders have been up to are welcome. Of course, the unusual is always more interesting, so if you have done something new or something normal in a different way we want to hear from you. Share your good news and ideas with others!

Picture Quality: When sending pictures please do not use online photo albums or paste the pictures into your text document. We need individual jpeg files attached to the email - the files need to be high resolution for printing - this means at least 300 dpi and ideally a file size of 1 mb per picture.



God is good

What is your earliest memory? I was recently reminded of one of my earliest memories very randomly when I was dropping my son off to one of his Holiday Bible Clubs. Just as I was turning to leave, I heard a familiar tune being sung from the marquee and suddenly the memories began to flood into my mind and brought me back to a summer mission camp that I went along to on a Torquay beach when I was about five.

The lyrics to the song are as follows:

‘There is a flag flying high from the castle of my heart, from the castle of my heart, from the castle of my heart. There is a flag flying high from the castle of my heart for the King is in residence there. So let it fly in the sky, let the whole world know, let the whole world know, let the whole world know. So let it fly in the sky, let the whole world know that the King is in residence there.’

This got me thinking, I don’t really remember a lot about that holiday but I do remember that song and truth be told, I probably didn’t fully appreciate or understand the words of this song at the time. However, as I have heard the song over the years, I have had the opportunity to mull over the words and think about what they mean to me.

This also got me thinking about GB as we prepare to begin a new session. We have the most amazing privilege and opportunity to tell the girls about God and about His Son, Jesus. We get to do this with them from an early age and hopefully through their teenage years.

Hebrews 4:12 tells us, “For the word of God is alive and active. Sharper than any double-edged sword, it penetrates even to dividing soul and spirit, joints and marrow; it judges the thoughts and attitudes of the heart.” When they hear the word of God it carries weight, it has authority. A lot of what they hear nowadays in what they watch and in what they read may not stick in their heads, but we can be confident that God will use what they hear from His Word and help them understand it, even if it is a limited understanding at first. More and more, there are children who don’t know who God is or rather, they are being presented with a false idea of who God is. However, as followers of Jesus and as children of God, we want to tell as many girls as we can about our awesome, glorious and majestic God.

When learning about the truth that God is good in this year’s Scripture Course, the girls will read from Psalm 145 which says in verses 4-7:

***“Great is the LORD and most worthy of praise; his greatness no one can fathom.
One generation commends your works to another; they tell of your mighty acts.
They speak of the glorious splendor of your majesty— and I will meditate on your wonderful works. They tell of the power of your awesome works— and I will proclaim your great deeds.
They celebrate your abundant goodness and joyfully sing of your righteousness.”***

Read those verses again, take in the depth and power of those words; His greatness no one can fathom, His awesome works, His abundant goodness. As GB Officers and leaders you have the enormous responsibility and privilege to commend His works to these girls week after week, year after year. You get to tell them of the mighty acts of our God and His abundant goodness.

If you taught the ‘Great Big God’ or ‘God is’ Scripture Course last year, we really pray you and your girls will have been blessed through it. There were some huge, weighty truths that were taught but I want to encourage you that it was worth it, that even though you may feel that it went over their heads, please remember the verses in Isaiah 55:11 where God tells us that every word that goes out from His mouth will not return empty, that it will accomplish what He desires and achieve the purpose for which He sent it. As you begin a new year where you will continue to tell them the truth of who God is, we pray you will be expectant and excited about how God is going to move, not only in the girls’ lives, but also in your own.

Lesley Beare
GBNI Programme Officer

Focus on Prayer

We are delighted to be able to provide a prayer calendar for the 2022/23 Girls' Brigade session. This calendar will guide you as you pray for Girls' Brigade Northern Ireland. This prayer resource has dedicated one day for each GB company - listed in reverse company order, it has touched on some main dates in the GB calendar, and allocated slots for those serving in leadership.

You can download a copy from the Leaders' Section of the GBNI Website in Scripture Resources/Prayer Resources/Prayer Calendar 2022/23.

We would love if you could join us in covering our GB family in prayer. GBNI Staff meet daily to pray and we would love to support you in prayer.

Don't forget, you can send us any specific prayer requests you may have to spiritual@gbni.co.uk

*Rejoice always,
pray continually,
give thanks in all
circumstances; for
this is God's will for
you in Christ Jesus."
1Thessalonians 5 v 16-18*

2022		September				
MONDAY	TUESDAY	WEDNESDAY	THURSDAY	FRIDAY	SATURDAY	SUNDAY
29	30	31	01 Pray for all companies as they start back to GB this month	02 Waringstown - New Company	03 Ringsend	04 375th NI Railway Street Presbyterian
05 374th NI St Patrick's Drumbeg	06 Pray for all new Captains as they lead their GB company	07 373rd NI Church of the Nazarene, Bangor	08 372nd NI First Castleterg Presbyterian	09 Give thanks for all the Officers who have completed their training recently	10 371st NI Strand Presbyterian	11 370th NI Armaghbreague
12 369th NI Kilmood	13 368th NI First Ahoghill Presbyterian	14 Pray for all Trainee Sub-Officers who are starting their training this year	15 367th NI Ballyclare Presbyterian	16 364th NI Kirkpatrick Memorial Presbyterian	17 363rd NI Christ Church Kilkeel	18 362nd NI Raloo Presbyterian
19 Pray for all Trainee Officers who are starting their training this year	20 361st NI Cairnshill Methodist	21 360th NI Trinity Methodist Lisburn	22 359th NI Movilla Presbyterian	23 Give thanks that many girls are being reached with the Gospel through GB	24 Zoom Prayer Meeting 7am-7pm and Leader's Worship Event	25 358th NI Loughaghery Presbyterian
26 357th NI Dunluce Presbyterian	27 356th NI Magherahamlet Presbyterian	28 355th NI St Patricks Coleraine	29 Pray for the GBNI Programmes for this season	30 353rd NI First Rathfriland Presbyterian	01	02
03	04	Notes: Pray for all GB companies as they start into the new session. Pray that companies will be able to run a full programme and reach a large number of girls. Also pray for the Leaders' Worship Event on Saturday 24th September at Strand Presbyterian Church, Belfast. Pray that this event will encourage all leaders in their service for God through GB.				

GBNI Queen's Award



Queen's Award information webinars

Booking for the next set of Queen's Award information Zoom webinars is now open!

Join us for a short information webinar highlighting the key elements of the Queen's Award Programme. Hear directly from young women who recently completed the Award, have the opportunity to ask questions and find out more about the Award programme and its benefits for your young women.

Please note attendance at an information webinar is mandatory prior to application.
Webinar dates:

Thursday 6th October 7-8pm
Tuesday 25th October 7-8pm
Monday 7th November 7-8pm

Application forms and candidate guides can be downloaded from the Award Resources Section of the GBNI Website. Deadline for receipt of completed application forms is Friday 9th December 2022.

Quotes from girls who recently completed the Award:

"I really enjoyed doing the Award and feel that it has helped me to develop and gain confidence. I am proud to tell people that I have achieved it."

"Very worthwhile Award and I would encourage more girls to do it."

"I really enjoyed this experience and I have persuaded other girls to do it."

Programme Resource and Training Day

Hillsborough Presbyterian was the venue for the third GBNI Leaders' Programme Resource and Training Day held on 18th June 2022. Over 60 leaders attended and took the opportunity to:

- Make connections and contacts with a range of different organisations who have resources or programmes suitable for use in GB.
- Take part in round-table discussions and idea sharing with other GB leaders who lead the same Section.
- Share suggestions for programme and badgework ideas and get inspiration and new ideas.
- Attend workshops focussing on youth culture (how can we best engage and connect with the young people in our GB companies), inclusive games and how to encourage all girls to take part in physical activity in badgework and how we can support young people's mental health and wellbeing.





Programme Updates

Your company August Pack contained a wealth of new resources and programme updates for all sections. Check with your company Captain to make sure you receive your sections updates! All updates are also available to download along with their templates from the Programme Resources section of the GBNI Website.

To support leaders in delivering the Healthy Relationships programme developed in association with Women's Aid Belfast & Lisburn, a training and information webinar was held in May 2022. Don't worry if you missed the webinar as it has also been recorded! Details of how to access the recording can be found in the PSALT files programme update. Also, keep an eye out for the second part of the programme update in association with Northern Ireland Fire & Rescue Service as well as an online training session coming soon.



Under 5s Resource Book

Each company has also received a copy of the new Under 5s programme resource with ten new topic ideas specifically for use with the Under 5s Section.



Bible Stories in Rhyme for Children

Katie McDaid was featured in the last GBNI newsletter.

Katie produced a fabulous poetry and activity book for use with Explorers and Juniors as part of her Queen's Award project assignment. We were delighted to be able to give each GB company a copy of the book in their August Pack and we hope and pray your leaders and girls enjoy the poetry and activities based on familiar Bible stories. An online version is also available to download from the Programme Resources Section of the GBNI Website.



Spiritual Team

Leaders' Worship Event

24th September 2022

Strand Presbyterian 7.30pm

Speaker: Rev Danny Rankin, GBNI Chaplain.

If you are a Captain, Officer or helper in Girls' Brigade then this Worship Event is for you! We would love for you to join us, where we hope you will be inspired, encouraged and equipped for the 2022/23 Girls' Brigade Session. It is our prayer that you will leave this event filled with excitement and expectation at what our amazing God is going to do in and through you during the year ahead to help your girls to Seek, Serve and Follow Christ.

Zoom Prayer Meeting- New for 2022!

24th September 2022 7am-7pm (online via Zoom)

What better way to start the GB session than with a day of prayer. We would love if you could sign up and join us as we pray for our GB year.

(Please note from 7am-6pm, this will be held via Zoom however the remaining hour will be hosted in Strand Presbyterian and will finish prior to our Leaders' Worship Event.)

Who is it for? For Captains, Officers, Chaplains, helpers and Past Members.

You can sign up for this via the Leaders' Section of our Website, or scan this handy QR code.



As this prayer meeting will take place virtually via Zoom, the joining details will be sent to those registered nearer the time.

Creative Bible Teaching Webinars

We are delighted to be able to offer the Creative Bible Teaching Sessions via webinars this year. These webinars are designed to encourage all GB Officers who teach the Scripture Course. We will put the course into context and give ideas as to how you can teach it to your girls. Please note if you have someone who is not a GB Officer who teaches the course eg. an elder or member of your church, they are very welcome to attend any of these webinars.

Explorer/Junior

Tuesday 6th September 7.30-8.30pm.

Led by Mark Moorhead (Schools' Ministry Manager, Scripture Union NI and member of the Explorer/Junior Sub-Group).

Senior/Brigader

Thursday 15th September 7.30-8.30pm.

Led by Lesley Beare (GBNI Programme Officer).

Under 5s

Tuesday 20th September 7.30-8.30pm.

Led by Adele Irwin (Captain of 367th NI Ballyclare Presbyterian GB and member of GBNI Spiritual Team and Under 5s Sub-Group).

Please book online now via the Leaders' Section booking system to attend these workshops or email Lesley_spiritual@gbni.co.uk

Please note it is our intention to record these webinars.

'Walk with Me' Training

What is 'Walk with Me'?

Prior to lockdown, we introduced a new resource called 'Walk with Me'. This is a fabulous resource; a tool to encourage deep intergenerational relationships which are anchored in Scripture, prayer and growth. One of the most defining factors in the life of a young person is when an older Christian takes the time to listen, invest and journey through life with them. It is hugely beneficial. By creating these mentoring relationships, we hope that we will be helping our young people to step closer to Jesus.

Who is it for and how does it work?

This free resource will enable our Girls' Brigade companies to further support our girls aged 14+ by meeting in ones or twos with a committed Christian (a mentor) for an hour every couple of weeks to chat, discuss the Bible and pray. The older Christian does not necessarily have to be a GB Officer. It can be a mature Christian woman within your church, who your minister and Captain feels would be appropriate to spend time with the girls.

What's provided?

A mentor's app: this will provide the mentor with great questions and biblical content to give a simple framework to their time with the girls.

A range of journeys: the app contains a choice of journeys (each are six sessions in duration) that have been specifically written with young people in mind.

Getting started:

GBNI would love to help you set up and run this mentoring resource within your own company. We will facilitate all the training, provide you with all of the information, paperwork and support that is needed to begin using this tool and journey with you as you seek to embed mentoring within the culture of your GB company.

If you are interested in using this new resource within your GB company or want further information, please email spiritual@gbni.co.uk

You can also find up to date information at www.gbni.co.uk/mentoring

Training dates:

Thursday 20th October at 7.30pm (online webinar)
Thursday 10th November at 7.30pm (GBHQ)

Please book online to attend these training sessions.

Prayer Spaces in a Box

Coming in October 2022 is our new 'Prayer Spaces in a Box' Resource. If you have used this Resource before, then please do consider hiring the new box which will contain new prayer stations and all the resources needed to set this up. If you have never used the 'Prayer Spaces in a Box' and would like to know more information about what it is, please read the testimonial from our Vice-President Heather Lindsay from 238th NI Lylehill Presbyterian.

"We utilised the prayer box during our GB sleepover night in April and due to the busy schedule of games and display preparation; it was later into the evening that the prayer box activities began. Despite some tiredness appearing amongst the girls, the prayer box remained a success and the girls gave their full attention and participation throughout.

"Six different stations were set up for the girls' and they had their own time to go and explore the activities amongst the stations for themselves. Everyone appeared to love all the activities however, it wasn't until they had finished that we really saw the impact. One of the areas we had set up was a place for them to ask questions; trust us, they asked lots of questions! A variety of questions were asked, some referencing God, others about life. As

a group we all sat together in a circle talking about the answers and allowing everyone to provide their input. Some of questions, we were able to answer and others we talked about together. It was a wonderful opportunity to connect with the girls discussing life and faith. We would highly recommend the prayer box to all companies to use.

"It is full of great resources and will provide fantastic opportunities for you and your girls.

"Our Company Section girls really enjoyed using the prayer box; there are a lot of materials in it to use. Lesley provided helpful information on setting it up. It was quite surprising the BIG questions that came from it, even from the Junior Section girls; it really got them to think about God and their faith! I would highly recommend using the prayer box in your company; the benefits to the girls are immense. I would recommend that you spend an evening using the prayer box to really get the full benefits from it and allow your girls to spend time on each station before coming together to discuss.

"We will certainly be using it again next year!"



Please contact Lesley at spiritual@gbni.co.uk to book our 'prayer space in a box'. There is a £10 charge, (£5 deposit which will be returned when the box is brought back to HQ).



PE

PE Competitions

Sign up online now for PE Demonstrations!

Remember ALL PE demos are now strictly pre-registration ONLY (online booking via the Leaders' Section). All places MUST be booked and paid for online. Demos for PE (Solo and Teams) are available at £5.00 per company per set - three spaces per company with only two working on the floor at any one time. Members may only attend one demo per set.

2022/2023 Demonstration Dates & Venues

Saturday 3rd September	Section	Time
First Carrickfergus Presbyterian BT38 7AE	ET	10.00am
	JT	11.30am
	AS	2.00pm
	AT	3.30pm
Saturday 3rd September	Section	Time
Second Comber Presbyterian BT23 5DT	ET	2.00pm
	JT	3.30pm
Tuesday 6th September	Section	Time
Trinity Methodist, Lisburn BT28 2GX	ET	7.30pm
	JT	8.45pm
Wednesday 7th September	Section	Time
St Mary's Parish Dundonald BT16 2RY	BS	7.30pm
	BT	8.45pm
Thursday 8th September	Section	Time
Cregagh Congregational BT6 9FB	JSSS	7.30pm
	JST	8.45pm
Saturday 10th September	Section	Time
First Carrickfergus Presbyterian BT38 7AE	BS	10.00am
	BT	11.30am
	JSSS	2.00pm
	JST	3.30pm

Competitions

COMPETITIONS ARE BACK!

Here are the key dates for your diary so your girls do not miss out!

Closing Date 1 - Monday 10th October 2022

- Explorer/Junior Art
- Senior/Brigader Art
- Senior Touch Rugby
- Brigader Unihoc

Closing Date 2 - Monday 5th December 2022

- Explorer Choir
- Junior Choir
- PE and Associate PE

Get your girls signed up on the Leaders' Section of the GBNI Website. Contact Emma T at events@gbni.co.uk with any questions.

SEPTEMBER 2022

Resources 4 U

In this edition...



First nights
at GB

Preparing for
Enrolment

Sensory Bible
stories

Plus games,
crafts and
activity ideas





Welcome to the latest edition of Resources4U (R4U)

The summer is coming to an end and we are all looking forward to a new session in GB. In this edition of R4U, we have focused on first nights at GB as you look forward to the new session; new girls, girls moving into new sections and lots of new memories to be made. It is jam-packed with icebreakers and ideas for girls of all ages and abilities. As you use these resources, it is our prayer that your girls will have fun, get to know each other more and build lasting friendships that will carry on long into the future.

We are aware that within GBNI all girls are unique. They enjoy different things and have a broad range of interests. Feel free to adapt the ideas we have provided to meet the needs of your girls.

Also, don't forget to look over previous editions of R4U. These are available to download from the 'Resources and Ideas' folder at www.gbni.co.uk/leaders. You may be reminded of a great craft or game that worked really well before but will be new to the girls that are currently in your GB company.

All templates and full activity guides are available to download and copy in the Resources4U Section of the GBNI Website.

**SEEK, SERVE
&
FOLLOW CHRIST**

Programme updates for all sections have been included in your company August Pack. Please let us know what you think of the updates at anytime via email to programme@gbni.co.uk or complete a short survey by scanning the QR code at the side.



We want to hear of the amazing things you are doing in your companies and we want to encourage you to share your ideas with the rest of the GB family.

You may not think your ideas are new or fresh, but remember what is old news to you, is brand new to someone else.

How can you let us know?

You can tag GBNI in your Facebook and Instagram posts or email a photo or idea to programme@gbni.co.uk

**“Whatever you do,
work at it with all your
heart, as working for
the Lord, not for human
masters, since you know
that you will receive an
inheritance from the
Lord as a reward. It is
the Lord Christ you are
serving.”**

Colossians 3:23-24 (NIV)

FIRST NIGHT

Welcome back to GB! First nights at GB are brilliant! From catching up with old friends and meeting new people, there is a real buzz around the church halls when GB is back. We have included a few icebreaker ideas and games you may wish to try on your first few nights.

1 REARRANGING GAME

Ask all the girls to stand in a line and without speaking, they have to arrange themselves in order of height. Then get the girls to do it again, this time in a different order, eg. alphabetically by first name or by age etc. Set a time limit, can they do this in two minutes or less? If you have a large group, why not split them into teams to race against each other.

2 HAIR, MOUSTACHE & BEARD!

All the players need to know are three simple signs or gestures for this.

- Hair - put your hand on your head with your fingers pointing over your forehead.
- Moustache - put a finger over your lip.
- Beard - put your hand over your chin.

All players choose one gesture at the start of the game and then they have to find two other people with different gestures to complete the set! When a set is complete, the three girls in the set can introduce themselves. Keep playing until everyone has been in at least one set.

3 HOP TO IT

This game requires a little bit of preparation. Think of a few simple statements that everyone can complete.

For example:
I have this pet at home...
cat, dog, rabbit or no pets etc.

My favourite food is...
pizza, fruit, chicken etc.

My favourite colour is...
purple, blue, orange etc.

Write the 'answers' on pieces of coloured card and attach these firmly to the ground. As a leader calls out a statement, the girls should hop to the coloured spot that completes the statement for them.

4 ANTEATER RELAY

All you need to play this game are bowls, straws and some peas. Divide the girls into groups and give everyone a straw. Each team has a bowl containing peas and the winning team is the first one to transport all their peas, one at a time and using only straws, to an empty bowl on the other side of the room.

5 MARSHMALLOW SKYSCRAPER

The girls must work in teams to build the tallest free standing structure using only 20 pieces of spaghetti or straws, one metre of masking tape, one metre of string or ribbon and one marshmallow.

HTS AT GB

6

MIX & MEET

Invite each girl to take a small handful of M&Ms or other small coloured sweets. The sweets are not to be eaten just yet.

Each girl has to take a turn to share facts about themselves for every sweet they have taken. The fact shared depends on the colour of the sweet picked. For example, if they chose one blue and two red sweets, they have to give one fact for the blue topic and two facts for the red topic.

You can choose which colours mean which topics. Some topic ideas are:

- Blue - something about your school
- Yellow - something about your family
- Brown - most memorable or embarrassing moment
- Red - something you enjoy doing
- Green - favourite singer or actor

9

NEVER HAVE I EVER

Ask all the girls to sit in a circle and hold up their hands. The first player starts by saying something they have never done. For example: I have never been on a boat. If the other girls in the circle have done what this player has not, they put down one finger.

Who is the first girl to put down all her fingers?

10

CRAZY BALLS

Divide the girls into teams. Give each team a newspaper or scrap paper. Set a timer for 60 seconds. The team who makes the most balls in the time limit wins.

7

BEACH BALL QUIZ

Using a permanent marker write a question on each panel of a blow-up beach ball. Standing or sitting in a circle, the girls should throw or roll the ball to someone else in the circle.

The girl who receives the ball should answer the question that is facing them. Then they pass or roll the ball to someone else.

8

BLIND SQUARE

Divide the girls into groups. Each girl should be seated on a chair in a circle and be wearing a blindfold. Give each group a long piece of string or rope with the ends tied together. Ask a leader to place the rope in everyone's hands in the circle. Ask the girls to carefully stand up and without looking, to form a perfect square, or as close as possible! When the group think they are finished, they can remove their blindfold to see the result.

For many younger girls joining our GB companies, this may be one of the first times they have been away from their parents/carers in a group setting.

It may be a good idea to have a 'getting to know you' night before the start of the GB session. This can give parents and girls the opportunity to meet their GB leaders, see the church halls and help to overcome any first night nerves.

PREPARING FOR ENROLMENT

The annual Enrolment Service is a massive part of the GB year. It is an occasion that leaders, girls and parents look forward to each year and an important time when we, as GB members, commit ourselves and our work in GB to God.

As you prepare for your annual Enrolment Service, why not spend some time thinking about what it means to be a member of GB.

GB BADGE PRAYER STATIONS

Set up prayer stations based on the elements of the GB badge.



CROSS - 'In the centre, a cross, a symbol of Christ and His church.'

Draw or print out a cross template. Set out a few jigsaw pieces dotted about under the cross. Ask the girls to think about the part they play in God's church. As part of God's church, we are all linked and connected to each other, just like the pieces of a jigsaw. Ask the girls to take a piece of the jigsaw home to remind them of their part in God's church.

LAMP - 'Below it is a lamp, that our light may shine out upon the world.'

Set up a vase or lantern with fairy lights illuminated inside on top of either a map of your local area or a piece of paper with your area name. As the girls spend time at this station, encourage them to ask God for the strength, courage and opportunities to shine as lights for Him in their community.

The girls can also spend time thinking about their own GB company. Who do they know in their company; who needs God's light? As they pray for this person, add their first name initial to a Post-it and attach this to the outside of the vase/lantern.

CROWN - 'Above the lamp is a crown, that we may own Christ as our King.'

To know Christ as our King means to know His sovereign authority, to keep His commands and to serve one another.

Using a crown template, ask the girls to write their prayers of worship to God inside the crown.

Service to each other

The Bible has many references to Jesus, the servant King (John 13:1-17, John 19:23-30). Ask the girls to read the verses and think about their GB company. How can they know Christ by serving others around them?

TORCH - 'Behind all a torch, the flame of Christ's living Spirit and our devotion to Him'.

At the back of the GBNI Crest is the flame which represents the flame of Christ's living Spirit and our devotion to Him. Christ's Spirit comes to refresh and restore us.

Cut out small rectangular pieces of card and spray each one with strong perfume. Ask the girls to lift one of the cards to smell the perfume. As they breathe in the scent, they can ask God to send His Spirit to refresh them. Just in the same way as they smell the perfume, pray that others will sense the Spirit of Christ in them.

Showcasing GB

In the weeks leading up to your Enrolment, why not record some of the activities and things the girls and leaders get up to on a typical GB night. Share this short video during your Enrolment Service to show the whole congregation what GB is about!

Giving

Make some simple sweet treats or gifts or cards made by the girls to be given to the congregation at Enrolment. For example; a card or postcard coloured by girls or a verse of Scripture and a thank you card signed with only a girl's first name.

Guest speakers

Contact other GB companies in your district to share names and contact details of possible guest speakers.

Puppet Ministry

Your older girls may like to be involved with puppet ministry and your younger girls will certainly love to see the puppets!

You can download simple scripts and skits online and don't forget our very own Grace and Beth who would be more than happy to come along to your Enrolment.

Contact info@gbni.co.uk to book out Grace and Beth.



Interview a girl

If you have a girl or group of girls who may have served with a mission team during the summer, why not invite them to share a little about their experiences in a short interview. Girls may wish to record a short video in advance rather than be interviewed on the day.

Prayer Suggestion

Some of your girls may be willing to lead prayers during the Enrolment Service.

As a suggestion, why not consider using the short prayers detailed at the back of each lesson plan for this incoming Session's Scripture Course.



Sensory stories involve props that use each of the senses to help children and young people engage with the story.

You don't need to spend a lot of money but it can be worthwhile investing a little bit of time considering sensory stories and how you can use these to help your girls understand and remember a Bible story.



Catherine Finney, Captain of 200th NI St James's Presbyterian, shares a bit about how she uses sensory Bible stories in her company. Catherine has also kindly shared some examples of how she has used sensory props to aid storytelling.



Hello, my name is Catherine and I've worked as a Special Needs Classroom Assistant within a special school for almost 30 years. As the number of girls who attend GB with additional needs has increased over the years, we as leaders, have to find ways of being inclusive so that each girl has the same opportunity. I've used the skills that I've developed over the years to tell Bible stories using the parachute and sensory props. It is not only those who have additional needs that benefit from these stories but within GB, I have found that girls who are visual or kinesthetic learners also develop a quicker understanding of the story than if it is just being read to them. When reading the stories, I have all my props ready and close by. As each line is read, each girl can touch, smell, look, listen or taste the prop (Sub-Officers are a great help, especially if you have large numbers). Please check that none of your girls have food allergies or sensitivities to any of the suggested materials for these stories.



Creation

Long, long ago, before the world began, everything was dark, everything was quiet. *(Turn off or dim the lights - listen to the silence.)*

On day 1 God spoke: "Let there be light! Let there be day. Let there be a sun to shine! *(Turn on lights and feel a warm hot water bottle for the heat of the sun.)*

God kept the dark for night time, He made the moon and the stars. *(Taste Milkyway Magic Stars).* Then God made the sky, land and sea. *(Feel fake grass and some water.)*

But the world was still empty and quiet. God said, "Now we need plants". Soon there were flowers and trees and good things to eat. *(Smell flowery air freshener, taste an apple or pear.)*

But there were no animals to enjoy it. So God spoke again. The sea came alive with fish and swimming things. The sky was bright with birds flying and on the earth there were lots of animals. *(Look at wind-up fish 'swimming' in water, listen to birds tweeting; either use a toy bird that cheeps or YouTube sound effect, and feel toy animals - use whatever you have.)*

Now the world wasn't quiet anymore. *(Listen to or get the girls to make animal noises.)*

But still God was not finished making things. God's beautiful world needed people. People to look after it and people who could enjoy it. So God made the first man, Adam and the first woman, Eve. God wanted them to look after the world, love each other and to love Him. *(Look at pictures of Adam and Eve.)*



God was very pleased with His work and on the 7th day, He rested. *(Get girls to lie down and put a blanket over them.)*

Jonah



God told Jonah to go to Ninevah because the people there were doing horrible things. Jonah didn't want to go so he ran away. *(Listen to running feet - use sound effect from YouTube.)*

Jonah got onto a boat. *(Look at a picture of a boat or look at a toy boat).* He was so tired that he fell asleep. *(Listen to snoring sound effect or get the girls to snore.)*

The wind began to blow and the sailors were very scared. *(Feel the wind by making a paper fan and fanning the girls.)*

“Wake up! Wake up!” said the captain. “Say your prayers before we all drown!” But Jonah was running away from God. He couldn't ask God for help, could he?

Jonah told the sailors it was his fault. He told them to throw him into the sea. *(‘Splash’ the girls with some water using a sprayer.)*

Once Jonah was in the sea, the wind calmed. Jonah sank down below the waves. God didn't let him drown. He sent a big fish, which swallowed Jonah in one gulp. *(Smell or if you're brave enough taste fish paste!)*

Jonah was safe inside the fish. It was dark, slippy and slimy in there. But Jonah was alive. *(Taste a slimy green jelly.)*

“You saved my life, Lord” Jonah said. “Thank you. I'm sorry I ran away. Next time I will do as you tell me”. After three days, the fish spat Jonah out and he landed on a nice dry beach. *(Feel sand and smell dulse or seaweed.)*

Jonah went to Ninevah and did as God had asked him.

Five loaves and two fish

A big crowd of people had listened to Jesus all day. *(Look at a picture of a big crowd of people.)*

Jesus asked the disciples, His friends, to get food for all the people. *(Feel some plastic fake food or empty food wrappers.)*

It would cost a lot of money to buy food for all these people. *(Listen to coins jingling.)*

“Ask if they have any bread,” said Jesus. So the disciples went around the crowd and found a boy who had five bread rolls and two small fish. *(Taste bread and smell fish paste.)*

The boy handed his food to Jesus. Jesus said thank you to God for His food. After, He shared it with all the people. *(Look again at a picture of a big crowd of people.)*

The little boy couldn't believe his eyes. Everyone got a share and had enough to eat. *(Listen to a sound effect of eating food.)*

They hadn't just enough, but there was lots left over. Jesus' friends collected 12 baskets of leftovers. *(Feel a wicker basket.)*

“Everyone needs bread to eat,” Jesus said. “But you need me even more.”



plastic bottle craft

GLOWING FIREFLY

You will need:

- plastic bottles;
- card or felt;
- glue and tape;
- beads, pom poms or googly eyes;
- pipe cleaners;
- glow sticks; and
- black paint or card.

1. Wash out the empty bottle and remove the lid and label. Make sure you keep the lid!
2. Twist three pipe cleaners around the middle of the bottle for legs. Trace out a pair of wings on card or felt, cut out and glue to the body.
3. Paint the bottle top black or stick black card on top.
4. Twist another pipe cleaner around the neck of the bottle to form antennae. Pop a glow stick inside and re-attach the bottle lid. Tip: Don't add eyes until the bottle top is back on to make sure they are the right way up!

Original idea www.dltk-kids.com



TURTLES

Original idea www.goodshomedesign.com

You will need:

- craft foam or foam sheets;
- empty bottle bottoms;
- black felt tip;
- scissors;
- needle and thread or wool; and
- buttons.

1. Wash out the empty bottle and cut off the bottom third. Discard the rest of the bottle.
2. Trace the outline of a turtle shape on to foam, making sure the centre (body) of the turtle is slightly larger than the bottle end.
3. Place the bottom open end down and using the needle and thread or wool, carefully pass the needle up through the foam, across the bottom of the bottle and down the opposite bottle side. Repeat across the bottle bottom.
4. Once complete, secure the final piece of thread or wool by sewing a button on the top.
5. Use the felt tip to add a smiling face and eyes.



NB. You can download a basic turtle outline from the Resources4U area of the GBNI Website.

FLOWER HAIR PLANTERS

Original idea www.feltmagnet.com

You will need:

- empty bottles;
- twine or wool;
- soil and plants; and
- glue or tape.

1. Wash out the empty bottle, cut off and discard the top part.
2. Secure twine or wool at one end at the bottom of the bottle with tape or glue.
3. Carefully wind the twine or wool around the bottle, finishing off towards the top in a neat edge.
4. Add pom poms to make a cute face or other embellishments to decorate the plant holders.
5. Add soil and a small plant to make a really easy and quick gift.



BOTTLE FLOWER PRINTING

Original idea www.pinterest.com

You will need:

- empty bottles;
- twigs;
- paper;
- glue; and
- paper plates.

1. Wash out the empty bottle, cut off and discard the top part.
2. Arrange the twigs on a large piece of paper, similar in shape to flower stems. Glue down the twigs firmly. Make sure to leave enough room at the edge and top of the page for the flowers.
3. Pour out paint onto the paper plates. Firmly press the bottle bottom in the paint.
4. Carefully lift the bottle and press onto the large page at the twig ends. Repeat as necessary.



Got any more craft ideas to share with other leaders?

Please tag us on social media or email programme@gbni.co.uk.

My great big God is..



The 2022/23 GB session will see girls continue to explore and find out more about the characteristics of our amazing God.

You may want to try this easy and quick craft idea using only card, colouring pens and a split pin to introduce the girls to the different aspects and characteristics of God they will be finding out about over the next few weeks and months.

The pin wheel templates can be downloaded from Resources4U Section on the GBNI Website.

MY GREAT BIG GOD IS:

- Loving (John 19:16-37)
- Merciful (Matthew 18:21-35)
- Just (fair) (1 Kings 21:1-23)
- Gracious (Acts 9:1-22)
- Truth (Mark 10:17-31)
- Faithful (Nehemiah 1)
- Wise (Genesis 41:1-57)
- Patient (Exodus 16 & 17:1-7)
- Good (Psalm 119:68 & Psalm 145)



DRAGON'S TAIL

Divide the girls into groups of five. Each member of the group links together in a chain with their arms, making a dragon. Each dragon has a head (this is the girl at the front) and a tail (a long ribbon attached to upper back or shoulders of the girl at the other end of the dragon). When all dragons have their tail attached, the teams move to different parts of the playing space.

The goal is to shorten the opponent dragons to the point that only the head remains, at which point the game is over. Dragons are shortened by capturing another groups tail and pulling it off. Any player except the dragon head, can capture and pull a tail. The head can only lead the other players in their dragon. Each time the tail is captured, the last person is removed from the dragon, they leave the game play area and the tail is reattached to the next player in line. The tail cannot be attached to the dragon head.

If the link of arms on any dragon is broken during the game, then only the segments of the dragon attached to the dragon head are able to move. The rest of the dragon must stop where they are and wait for the dragon head to lead the rest of the dragon back to link arms again. Be careful not to break arms, because the dragon tail will be unable to move and defend itself! Who can keep their tail the longest?

ALLIGATOR SWAMP

This game is great fun but does take a little bit of preparation time. Before game play starts, a start and finish point should be defined as well as objects gathered to serve as 'logs' on the floor, such as rugs, potato sacks, towels, cardboard sheets etc. You can also use masking tape to create 'logs' on the floor. The 'logs' must be large enough for at least two girls to stand upon at the same time. The 'logs' do not need to be the same size or shape, and varying them will add interest to the game.

The objective of this game is for everyone to work together to safely cross from the starting point (cabin) to the otherside in order to reach the goal (town) whilst avoiding the swamp!

Ask all the girls to line up at the cabin and the first girl begins the game by stepping or jumping to the first 'log'. The 'logs' are the only safe zones for crossing the swamp (the area between the cabin and the town).

When a girl lands on a 'log', it must remain occupied by at least one person, otherwise the 'log' will sink and can no longer be used! Once everyone has made it past a 'log' on the way to town, the final person can leave the 'log' and move on. There is no limit to the number of players who can stand on a 'log' at one time, as long as they don't 'fall' into the swamp. If a 'log' sinks and there are still people waiting to cross, the mission has failed and everyone has to start over again at the cabin. The mission also fails if anyone touches the swamp for any reason.

PENNY CHINNY

Give every girl a penny and ask them to balance it on their chin whilst looking straight up in the air. The game starts as soon as everyone has their penny balanced. Once the game begins, players can no longer touch their penny with their hands. In order to win, players have to force other players to drop their pennies. Players can try to make each other laugh, scare them, walk close to them or anything else they can think of - all whilst being careful not to drop their own penny! Who can keep their penny balanced the longest?

baking


PUFF PASTRY APPLE TURNOVERS

You will need:

- ready-made rolls of puff pastry;
- small apples;
- lemon juice;
- raisins (optional); and
- sugar.



1. Cut each roll of pastry into eight.
2. Peel the apples and chop into small pieces. Mix the chopped apples with a little lemon juice and raisins. Add some sugar to taste.
3. Spread some of the fruit mix on the bottom of the pastry square. Fold the top half over and using a fork press the pastry edges together.
4. Bake at 180 degrees for approximately 20 minutes. Dust with icing sugar whilst still warm.



**EVEN BETTER
WITH ICE-CREAM!**

RAINBOW MARSHMALLOW POPS

All you need for this colourful snack are skewers, marshmallows, chocolate and multi-coloured sprinkles! Place the marshmallows on to the skewers and then dip into melted white or dark chocolate. Before the chocolate sets, dip the marshmallow into a bowl of colourful sprinkles and then leave to dry. To add a little twist, think of other colourful ideas for toppings. As an alternative, replace the marshmallow with a chocolate Oreo Cookie - yum!

First featured in Jan 2015 R4U.




BAKE & SHARE!

Does your company have a favourite brownie or cookie recipe?

Why not spend a night not only baking your girls' favourite treat but also preparing some Mason type jars containing the dry ingredients needed to prepare the same recipe. The girls can add the recipe instructions and baking details as well as a little note to be given to someone else to make and enjoy!

puzzle



Can you fit all the GB related words below into the grid above? Letters are shared where the words cross. Some words have been provided to help get you started. Some of the words may appear more than once!

2 letter words

GB

4 letter words

SEEK
LOVE

5 letter words

BIBLE
JESUS
SERVE
GIRLS
TUNIC
GAMES

6 letter words

BAKING
CHURCH
LEADER
FOLLOW
CHRIST

7 letter words

FRIENDS

Leaders - solution can be found in Resources4U Section of GBNI Website.

Girls' Brigade shop

Northern Ireland



*The GBNI Shop is open
Monday to Thursday 9.30am - 5.00pm
Friday 9.30am - 4.00pm*

The GBNI shop is also open on the following
Saturday mornings from 9.30am - 12.30pm
September 3rd, 10th, 17th and 24th,
October 1st, 8th and November 5th 2022.

Visit our shop in Antrim at GBHQ or shop online gbni.co.uk/shop
The shop accepts cash, card payments and cheques.



**Tunics, Navy
Sweatshirts
and Jogging
Bottoms
embroidered
with official
GB Crest.**

**Proceeds from our shop
support the ongoing
programme, training,
marketing and development
work in GBNI.
Thank you for your support!**

Price List 2022/23

Tunic	£23.00 - £28.00	Navy Pants	£3.90 - £4.60
Red Knitted Jumper	£15.50	Long Leg Pants	£7.80 - £9.30
Girls' White Blouse	£8.50 - £11.50	Knee Socks	£1.80
Navy V Neck Sweatshirt	£13.00 - £18.00	Ankle Socks	£3.00 - £3.50
Sub-Officers' Sweatshirt	£18.00	Red/Navy Tights	£4.00
Girls' Navy Skirt	£18.00 - £24.00	Armband	£2.50
Jogging Bottoms	£15.00 - £21.00	Section Badge	£1.50
White Slippers	£6.90 - £9.40	5m Ribbon	£2.30
Officers' Jacket	£110.00	5m White Tape	£1.50 - £2.00
Officers' Skirt - New improved fit	£38.00	Officers' Skirt - Old fit	£21.00
		Officers' Blouse	£23.00

Important information

GBNI Hoodies and Coloured Polo Shirts

It is important to book out a sample set of either of the above to check colours and sizing before placing your orders - remember all made-to-order items cannot be returned.

GBNI Hoodies

There are **Three** size sets available to book out.

GBNI Coloured Polo Shirts

There are **Two** sets available to book out.

To book out the GBNI Hoodies or the Coloured Polo Shirt, please contact customerservice@gbni.co.uk or call 028 9454 8054 and press 1 for the GBNI Shop.

Please ensure parents are aware that they cannot purchase polo shirts directly from the shop.

Officers' Uniform

If you require a size that we do not currently stock, this can be produced by our supplier. Please contact our GBNI Shop Manager, Claire, by email at shopmanager@gbni.co.uk or phone 028 9454 8054 press 1 for the GBNI Shop. Please note a delivery date for the item would be confirmed following your enquiry and a surcharge may apply for this service.

Book your GBNI Uniform Sample Sets now!

Large Company Orders

Large uniform orders should be placed with the Online Shop. If the order is for collection, please use the 'Customer Notes' box to indicate when the order will be collected. Normal packing time during busy months of September and October is three-five working days. Please check with Customer Service that your order is ready for collection before travelling to GBHQ. Unfortunately, large orders cannot be placed in the Walk In Shop and taken the same day.

Uniform Size Set for Loan

The GBNI Shop can provide a size set of uniform that can be booked out for one week. This will allow parents to check what size of uniform they require for their daughters before placing their orders online. Please contact www.customerservice@gbni.co.uk to book a size set.

customerservice@gbni.co.uk

028 9454 8054

Endurance Award Saffron Kernaghan



“Saffron was born on 15/04/05 at 24 weeks’ gestation and weighed only 1lb 6ozs. Saffron spent the first seven months of her life in NICU/SCBU in the Royal Victoria Hospital Belfast. She had numerous blood transfusions, infections, feeding tubes etc. which are standard when it comes to being a premature baby. Saffron couldn’t come off the ventilator and had to have surgery. When a tracheostomy was placed, she only weighed 2lb 14ozs. A huge milestone for such a tiny baby.

“She then moved onto a CPAPS machine and in due course proceeded to low flow oxygen. Saffron came home from hospital at 205 days old, she weighed 7lbs 5ozs and came home with a feeding tube and low flow oxygen in situ.

“Seven health care workers were trained to help look after Saffron 24/7 at home.

“Saffron attended Royal Manchester Children’s Hospital and had several minor surgeries and a major surgery where her own rib cartilage was used to rebuild and open her airway.

“Saffron had her tracheostomy removed in July 2008, and for the first time was able to make noise. Her speech development then began with her first words yelled while at hospital, MA! and DA! Which was music to my ears, even though previously, I had once thought that Ma! and Da! was not respectful.

“Saffron has experienced many blue light rides via ambulance due to her compromised airway and Laryngospasms where her semi-paralyzed vocal cord suddenly sticks to her other cord which restricts her airway and oxygen intake. This condition means, Saffron carries her emergency

rescue meds and oxygen with her always and requires a trained adult to be with her to be able to administer her meds.

“Saffron has overcome many hurdles and difficulties, she was diagnosed with Autism when she was 13 years old and had a mini button feeding tube in until December 2021.

“Throughout Saffron’s life, through the many highs and lows, she continues to smile and is a blessing to others. One of her favourite activities is Girls’ Brigade. She started in Explorers when her communication was limited but thrived when the other girls learnt some Makaton along with her. Throughout Juniors, Seniors and Brigaders, Saffron has had one aim, “I can’t wait Mum till I’m a helper!”

“Saffron has also received her Brigader’s Brooch and has applied to do her Sub-Officer training.

“God has continued to answer so many prayers for Saffron and she lives up to her name - *Saffron* = *Living fragrance*, she continues to shine for

her Saviour and is looking forward to serving Him working with the Explorer Section.

“Saffron is a good example to the girls that with Christ as your captain you can navigate the storm and that He promises to never leave us or forsake us.

“259th NI Drumgooland and Kilkinamurry Presbyterian held a teddy bears picnic in March 2022 instead of their display due to Covid-19 restrictions. The Company really enjoyed welcoming the special guest, GB President, Isobel McKane who presented Saffron with her Endurance Award. The Company also had the pleasure of welcoming our Brigader’s parents whose girls received their Brigader’s Brooches too.

“I just want to thank all my Officers and helpers for their continued service in 259th NI Drumgooland and Kilkinamurry Presbyterian, helping girls to Seek, Serve and Follow Christ.”

Lynette Kernaghan (Captain) 259th NI Drumgooland and Kilkinamurry Presbyterian.

The Discovery Award Association (Northern Ireland)

On behalf of The Discovery Award Committee Northern Ireland, we would like you to share details about the award with your Officers, Parents, Grandparents and Friends.

The Award is open to everyone over the age of 50 and is similar to the Duke of Edinburgh's Award - but a lot less strenuous. There is no upper age limit. We have some members over 80 years of age working on the various levels.

The Discovery Award started in Scotland but became operational in Northern Ireland by the founder members of our Girls' Brigade Past Members' Association. Next year, it will be operating for 25 years in NI.

The Award is open to both male and female members so maybe some of your family, friends and church members would be interested. As it was started by the Past Members' Association we would be keen for more Girls' Brigade members to take up the challenge.

The cost is £10 per level commencing with the Bronze Award.

The programme entails:

A form of service in the community - this could be your GB company service, helping in any organisations or charity shops, Christmas Shoe Box Appeal or any help within your community.

Recreational Pursuit - gardening, walking, keep-fit, armchair exercises etc.

Hobby or Interest - eg. sewing, reading, painting, knitting, a sporting activity provided it has not been chosen in the Recreational Section.

Journey of Discovery - visit historical buildings, castles, churches, National Trust Buildings & Gardens, trace your family tree etc.

Further information can be obtained on the GBNI Website at <https://gbni.co.uk/discoveryaward> or if you wish for a member of the Committee to visit your group and answer any questions relating to the Award, they would be happy to do so.

I do hope you will take up the challenge and also encourage others to participate.

Margaret Ming (Chairperson)

Working Together: We Thrive

- Be visible
- Be relevant
- Be determined
- Be aware

When you look at a tree, you admire its beautiful branches and vibrant coloured leaves; you know the work that has gone into nurturing and growing the tree comes from feeding and watering its roots. In the same way, if we want to see Girls' Brigade thrive and grow across Northern Ireland, we, as leaders, need to invest in the groundwork to ensure the organisation remains accessible for future generations to come.

We are very blessed to have over 275 GB companies in Northern Ireland, led by over 3000 committed volunteers. Some GBs are in cities and towns and others are in rural areas, spanning across the countryside, with membership figures varying across the board. Factors such as hall size, location, finances and availability of volunteers etc. can determine the growth of a GB company and can very much be out of our control. There are no two GB companies exactly the same and it is important that as leaders, we develop the GB programme to fit our individual needs and not worry what other companies in our area are doing. Now, take a moment and consider your own GB company! (If you want a more detailed evaluation of your GB company, consider completing our GB Company Health Check, available from the Leaders' Section on the GBNI Website.) To ensure the future success of your GB company, what do you feel your most pressing need is right now? It may be one or more of these areas:

- Growing your Leadership Team
- Appointing a Captain
- Recruiting Girls
- Support from your church
- Financial support
- Programme knowledge
- Administration support

In this article, you will find some helpful tips and suggestions for each of these topics that your GB company may find beneficial.

Growing your Leadership Team

For Health and Safety and Safeguarding purposes, it is vital that all GB companies have adequate

numbers of leaders to cover the number of girls that are attending each week. You need to bear in mind the age of the leaders, the tasks they are able/willing to complete and the level of commitment they are able to give each week. There is a misconception that leaders have to be young and experienced in youth work. This couldn't be further from the truth; women of all ages can be a great support to a company as they bring a variety of life experiences and skills that can always be used in running the GB programme. GBNI has a Recruitment Policy for leaders in our GBNI Safeguarding Policy Pack. It is important to review this policy and discuss with your Chaplain/Church Representative before you begin the recruitment process. Together, decide on which action you want to use in approaching potential leaders. As the church leadership has the ultimate responsibility on how the company is managed, the Chaplain/Church Representative should make initial contact with the candidate and identify their suitability for the role.

Plan to meet up with new leaders, chat about how your GB company operates each week and what the programme will be for the coming year. Discuss the different aspects they can get involved in and reassure them that you will be on hand for additional support, especially for the first few weeks to help them settle into their new role.

Investing in our young leaders (under 16s) is vital in the growth of a company as it gives them more responsibility and heightens their commitment to the GB company. They can be counted into your ratios, however, they will not be able to do toilet runs or be left on their own to supervise a group. They can assist with arts and crafts, setting up games, cleaning up, leading a quiz etc. which helps take the pressure off other leaders.

If your church leadership is unable to identify suitable leaders from the congregation, discuss with your Chaplain/Church Representative the option of approaching GB parents. You could put them on a rota basis if they cannot commit to helping each week. Remember, to also keep in touch with your District Commissioner regarding your need for leader support and ask for any help that your district can provide in the interim. Supporting our leaders is essential in retaining them for future years to come. That initial support comes directly from your GB leadership team itself. Building healthy relationships with each other in a positive manner will strengthen the

team from the core. We need to nurture leaders to see the vision of GB flourish.

If you are a Captain, your church leadership has entrusted you with the role to oversee the management of the company but that does not mean that you have to do all the tasks on your own. Ask for help! Look at your team and identify any skills that you can avail of, such as, admin, banking, Health and Safety. Delegating particular tasks to other leaders, takes pressure off you and leads to a further sense of belonging and responsibility for your leaders. Meet regularly with your team to discuss GB matters. It is important to listen to each other's ideas and points of view; agreeing on the outcome together. If a decision is unclear, as Captain, you may need to have a chat with your Chaplain for further guidance.

If you are a Chaplain, we would encourage you to invest some time in getting to know your GB leaders, especially your Captain. Call in on your GB meeting nights regularly to check in with the leaders, meet and chat with the girls and be visible when parents are present. Occasionally leading GB Scripture or company worship helps strengthen relations with GB members and can encourage girls to come along to other church activities. Another great way to support leaders is to encourage your church leadership to take an interest in the company. By simply asking a GB leader, 'How are things going in GB?' can make them feel supported and valued in their role.

Here are some key points on how to build a good leadership team:

1. Friendship - Being there for each other through the highs and lows of life, not only whilst at GB, builds solid relationships. GB is to be a fun experience for all, so remember to laugh and enjoy the fellowship together. Keep God at the centre of all you do and pray often together, asking for God's guidance as you serve Him in GB.

2. Communication - As a Captain or a Leader-in-charge of a section, how well are you communicating with your team? Remember, leaders need to feel valued and part of the team no matter their role. Typically, we let trained leaders take the lead in planning the programme for their sections, although, bearing in mind, Associate leaders/helpers can also aid in sharing ideas for the programme. Having monthly meetings to discuss the plan for the upcoming weeks ensures everyone knows what is happening and tasks can be shared across the team. Remember to update leaders that cannot attend the meeting. This also helps if a leader unexpectedly cannot attend, other leaders can quickly step in without affecting service delivery.

WhatsApp groups are a great tool for sharing information, although it is important to set ground rules of use.

3. Teamwork - We all come with different experience levels so it is important that we see the value in the role that each leader has to play. Being respectful at all times. Ensuring everyone is involved in the decision-making process on how the company operates over the course of the GB session. If you are having challenges bring your team together, consider some team building exercises, such as, a leaders only activity night, a day trip out together, an evening meal with some table games or attending church events together as a group. If there is conflict within the team, issues should be raised with the GB Captain who will then discuss with the GB Chaplain on the best way to resolve the conflict. Please review the GBNI Complaints Procedure for guidance.

4. Training opportunities - It is necessary to equip our leaders with the skills they need to deliver the GB programme. Encouraging leaders into Leadership training will help them broaden their knowledge of the fundamentals of being an Officer in GB. GBNI also runs additional training throughout the year and are promoted in our Newsletter and eNews. Please share this information with your leaders and encourage them to sign up and participate in the training. If you have any training needs and would like GBNI to consider organising training in a particular area, please contact training@gbni.co.uk for support.

5. Programme Delivery - Refer to the GB Programme File when planning your activities for the GB session (also available from the Leaders' Section for download). There is a wealth of ideas in the files giving step-by-step instructions on how to deliver the topics. Check your August Pack for new file topics for this year. Don't forget about Resources4U; this is published regularly throughout the GB year with all previous editions also available online. Encourage your leaders to participate in any programme training that comes available throughout the year. If you are using the GBNI Scripture Course this year, make sure to book your leaders onto the online webinars coming up in September. Consider asking people in your local community and congregation that have an area of expertise relating to the programme if they would come along and meet with the girls. If you need additional support or ideas for programme delivery, please contact programme@gbni.co.uk or spiritual@gbni.co.uk for support.

Appointing a Captain

The decision when appointing a new Captain lies solely with the church leadership. They should assess the role and the type of characteristics the

church is looking for in their Captain. They may look towards Commissioned Officers within their GB company or put a request out to other companies. It is highly recommended that a potential candidate is individually approached about the role by the Chaplain/Church representative. To be asked in a group scenario can make leaders feel uncomfortable in putting their names forward for consideration.

In the interim of appointing a Captain, the role of Correspondent can be allocated to a leader to oversee communication between GBNI, the district and the company. Other leaders can assist with other areas such as finances, administration, ordering of awards etc. Follow the GBNI Recruitment Policy and review the job description for a Captain within the GBNI Safeguarding Policies Pack. Once a Captain is appointed, please notify GBHQ. A New Captain's Seminar is available in the Autumn of each year, Correspondents are also welcome to attend for additional support.

Recruiting Girls

There are so many ways to promote your GB company to gain new members and it can be done all year round, not just at the start of the GB session. Consider the various options and work with the one that suits your needs and available resources best:

- Church website - Speak to whoever oversees your church website. Ask them to add a page dedicated to your GB company. Use this space to share information specific to your company and highlight key dates and events throughout the GB year. Please ensure you have the appropriate consents for photographs you may wish to include. You can then copy the webpage URL and share it on all social media pages available through your church to promote your GB company. Remember to update your page each year to reflect any changes.

- Social Media - GBNI has a policy on using social media as part of the GBNI Safeguarding Policies Pack. Please review before creating a social media page/group for your company to help consider the options that best suit your company. Once your page is set-up, get the word out by sharing the page with your GB families/leaders and by using your church social media pages to let people know about your new page. If you are not confident in using social media pages, maybe ask another leader to act as the admin for the page for you. Set some ground rules on how the page will be used, such as sharing information with parents, photos of GB activities, marking special occasions/achievements etc. Once your page is established, and more people follow, like and share comments/photos posted, the page becomes more visible to friends of friends and helps spread the word about your GB company.

- Outdoor banner - Most churches have a gate, fence or wall surrounding their building. It is the perfect back-drop to attach an outside banner to encourage new members. Visit gbni.co.uk/shop to purchase one of our customised outside PVC banners. We can create and add a QR code linked to your GB page on your church website or social media pages so that passers-by can scan and access further details about how to join your company. Keep the information generic so that you can use the banner each year.

- Word of mouth - Everyone knows someone with a daughter that is looking for a fun group to be a part of. Through word of mouth, the reputation of your GB company can spread a lot faster than any other tool. Having good relationships and communication with your GB families is key to bringing in new members.

- Recruitment flyers/Posters - GBHQ has provided some printed flyers and a poster for each GB company in their August Pack. Upon request, more flyers are available from GBHQ and additional posters can be purchased from the GBNI Shop. You could use the flyers as a tool at your church's information desk for anyone passing by to lift if interested, or go to your local supermarket and ask if you can place your poster in their display. If your church is running summer clubs, consider chatting with your church if a leaflet can be produced with details of all the church's activities/events/groups to encourage new families into the church community. As a church, you could organise a leaflet drop to different areas across your local community.

- Newspapers - Adverts can be expensive, but press releases with a photo goes through to editorial with no cost. It is a great free tool to use to share all your GB company's achievements with the local press. Being more visible within your local community will help promote your company and encourage new members. Visit the Marketing Folder in the Leaders' Section of the GBNI Website for tips on how to write a press release.

Support from your church

Good relations with your affiliated church - Although GB companies are part of GBNI, the ultimate responsibility for them lies with their affiliated church who owns the company. Therefore, it is essential that the church and the GB company have a good, solid relationship as they work together to deliver the Mission of the church and Vision of Girls' Brigade.

For some GB companies, a working relationship with their church is second nature and the lines of communication are solid. For others, it hasn't been as straightforward. Remember, the highest

ranking Officer in your GB company is the role of Chaplain which is usually held by the church's minister. We would recommend arranging an informal meeting between the Chaplain and Captain; using this time to highlight any key concerns, identifying support needs and setting some short-term objectives to build on this working relationship.

If you have a newly appointed minister, they may need your guidance in understanding how GB operates and how it supports the Mission of the Church.

Make sure to add your Chaplain's details to the WebFiling especially their email address and let them know that they can access the GBNI Leaders' Section to review documents, policies and the Chaplains' Manual to aid their role in supporting the company.

Financial support

As we come out of the pandemic and are now dealing with the cost of living crisis, we are all feeling the need to keep a close eye on our finances.

When considering our expenses against our income, this can impact some areas of work with the girls. There are a number of avenues for financial support:

- **Registration Fees:** We are noticing that more GB companies are moving away from the traditional weekly dues to a one-off registration fee at the start of the session. To support families, fees can be paid in instalments and some provide a family rate to aid those with more than one daughter attending GB. Consider the amount due to GBHQ for membership fees and what materials/resources you will need to run your programme this year to determine your registration fees.

- **Funding:** There are a number of funding opportunities available, such as EA and local council funding. Make sure you read their Terms and Conditions of use before applying, as some funding is project based and has to be used in a particular way. GBNI Centenary Trust Fund is also available to support GB companies, criteria and application forms are available to download from the Leaders' Section of the GBNI Website.

- **Fundraising/GB week/Collections:** GBNI produced a fundraising booklet a number of years ago to help GB companies raise funds for either their company or a local charity. It is available in the Leaders' Section if you need some ideas. GB week cards are available in your August Pack, if requested. This is a good way to encourage GB families to support the company throughout the

year. In addition, collections like offerings at the Enrolment Service or entry to the Display/Parents Evening can help bring in additional funds to the company. Check with your church before planning to collect funds in this way. Your church may also be able to claim Gift Aid, which will give additional funds to the company also.

The final factor we are going to consider is managing our time. We all have had to adjust over the past few years and it has made us think more about spending our time on what is important to us, such as, family, friends, church life, our health etc. Where is GB on that list?

Consider three things you enjoy about GB and why it is important you serve in this way. Now consider how much time you give to GB. No matter your level of involvement to GB; we pray it brings you joy and excitement to serve God in this way. GB should be part of your weekly routine and should not take up all of your spare time. We all know planning is important:

- The girls will benefit from a nightly programme that has been well-planned;
- You will feel focused and prepared to deliver the lesson; and
- You will have time the rest of the week to focus on other areas of your life outside GB.

As you begin, pray, asking God to be in the midst of your preparations. If you are finding that GB is taking up too much of your time, now is the time to ask for help and delegate tasks to others. Teamwork, communication and building a strong team will see your GB company thrive for many years to come.

If your GB company is in need of any support or if you just need to chat through an topic of concern, please do not hesitate to contact GBNI Headquarters for assistance.



The Duke of Edinburgh's Award Gold Presentation

Congratulations to all our GBNi young women who attended the recent Gold Award presentation at Buckingham Palace with HRH The Earl of Wessex. Well done for all your hard work and perseverance to attain this special award.



88th NI Wellington Presbyterian



330th NI Mountjoy Presbyterian



60th NI Drumcree Parish



262nd NI Second Broughshane Presbyterian



132nd First Ballyeaston Presbyterian



132nd First Ballyeaston Presbyterian



20th NI Castledawson Presbyterian



132nd First Ballyeaston Presbyterian



199th NI Craigyhill Methodist



136th NI Raffrey Presbyterian



149th NI Templepatrick Presbyterian



251st NI Glenwherry Presbyterian



229th NI Greystone Road Presbyterian



136th NI Raffrey Presbyterian



EQUIPMENT TO HIRE

GBHQ has a range of equipment available to borrow to use in your GB company.

Get in Touch

- Phone: **028 9454 8054**
- Email: **info@gbni.co.uk**

SPORTS EQUIPMENT PRAYER BOXES TECHNOLOGY



TECHNOLOGY

green screen
iPads
drones
Lego Mindstorms
DJ decks

- > range of technology to support your GB programme
- > hire for up to three weeks
- > support and training available

PRAYER BOXES

We have put together a variety of stations to help your girls engage with prayer differently. Please use them in whatever way works for your group. You may want to focus on a few of them as responses during your sessions, or dedicate one evening to a prayer space. You may want to set up a permanent space for a week or weekend that the girls can access when they want or use the stations to encourage the girls to pray at home.



- > minimum one week hire
- > contains everything needed to set up a prayer space

SPORTS EQUIPMENT



- portable nets
- range of balls
- potted sports
- balance beams
- big feet!
- unihoc
- cones
- bibs etc.



- > play a new sport or set up a games night
- > minimum one week hire



Company News



227th NI Second Dromara Presbyterian Jubilee Tea party held on 18th June 2022. The Worshipful Mayor and Mayoress of Lisburn and Castlereagh were in attendance along with other local representatives. A good day was had by all and £350 was donated to the 227th NI Second Dromara Presbyterian charity fund.



GBNI Chairperson Tracey Davies and her team of fellow open water rowers took home silver medals in the over 40s women's class at the SkiffieWorlds competition in the Netherlands!



Mrs Diane Barkley (pictured left) from 213th NI Brookside Presbyterian being presented with gifts of appreciation by Mrs Jane Boyd to thank her for fourteen years of service as Captain and many more as an Officer and GB member. An evening of celebration was held to mark the occasion, with a trip down memory lane and a time of fellowship with GB leaders and members of the Kirk Session.

Leaders' Worship Event

24th September 2022
Strand Presbyterian
7.30pm

Speaker: Rev Danny Rankin, GBNI Chaplain

GBNI COLOUR RUN APRIL 2023

Juniors, Seniors, Brigaders and Leaders

